

JOE MILER

Fund Management Track Record

10th, August 2023

This PDF file is a compilation of 2 accounts that Joe has traded to prove his dexterity in the financial market.

joë

INTRODUCTION

This PDF file is a compilation of 2 accounts that Joe has traded to prove his dexterity in the financial market.

- \$1,000 (+19.98%)
- \$100,000 (+33.17%)

Pay attention to the percentage growth over 3-months it was traded.

Background Information:

The \$1,000 account was traded by Joe with CWG Markets – for a company in Scotland to assess his skillset – which is now Joe's preferred broker due to the efficiency of the platform, and its credibility.

CWG Markets is based in the UK and is registered with FCA (Financial Conduct Authority) – with reference number 785129.

For confirmation, click [HERE](#).

The \$100,000 account size was traded by Joe on Pepperstone markets, as a test-run for an investor before investing millions of USD with Joe.

NB : All invested funds come with an NDA to conceal clients name and track records, so we won't be able to divulge track records in the 7/8/9/10 figures (USD).

Also, while these percentages (above) are possibilities in the financial market, Joe promises a conservative +5% to +7% per quarter and can do more depending on market conditions.

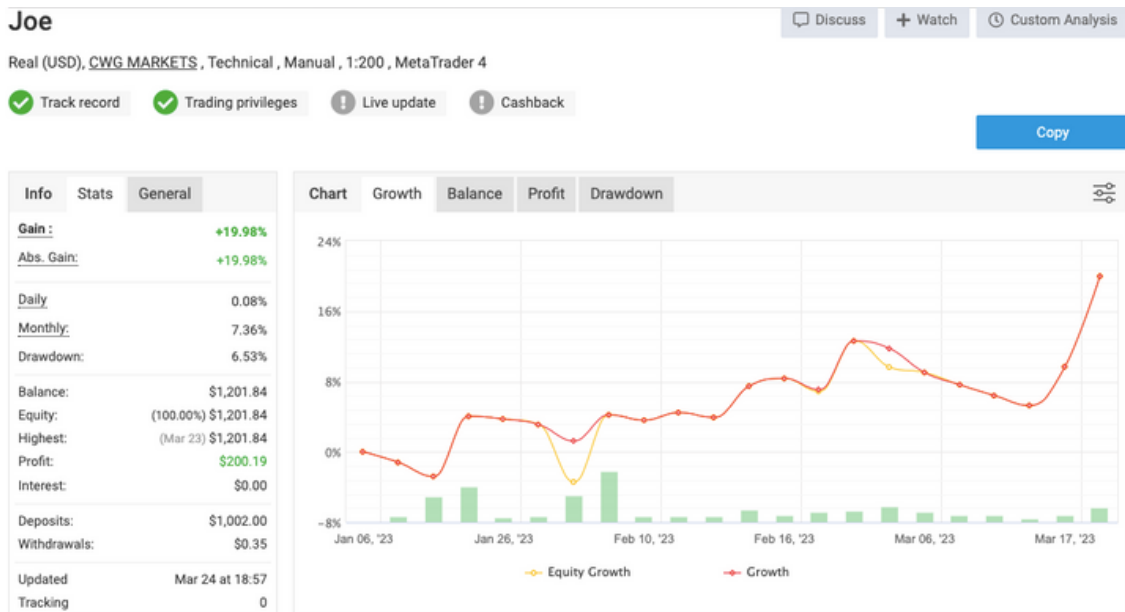
This also doesn't negate the fact that there can be a losing quarter as well, but Joe assures an overall positive year (+20-35% and more) at the end of a trading year (12 full months) with the investor.

1ST CASE STUDY

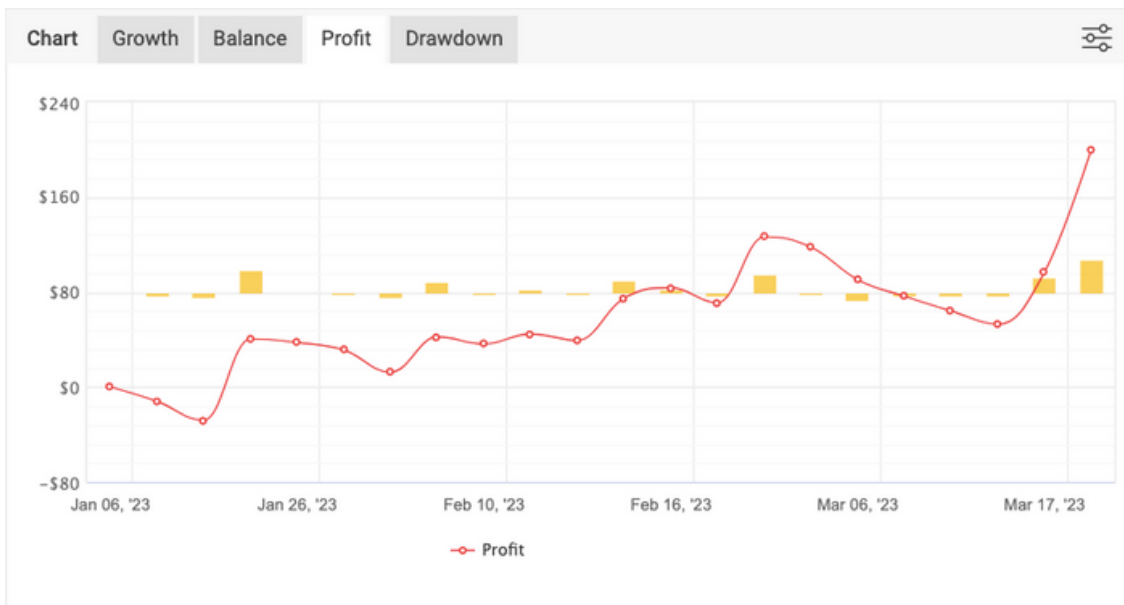
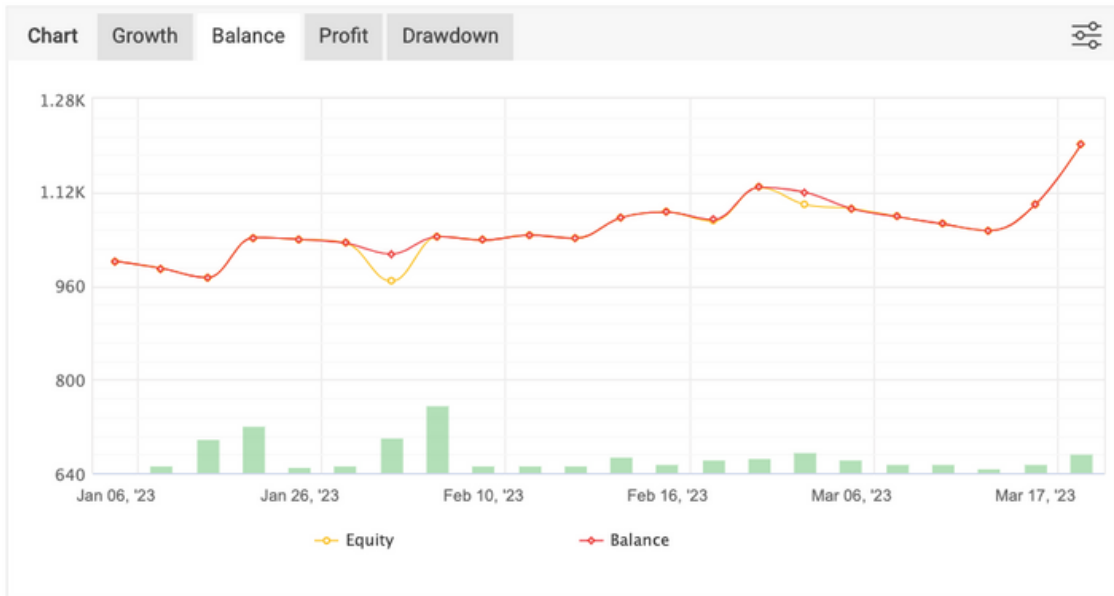
\$1,000 account size.

Link to myfxbook -

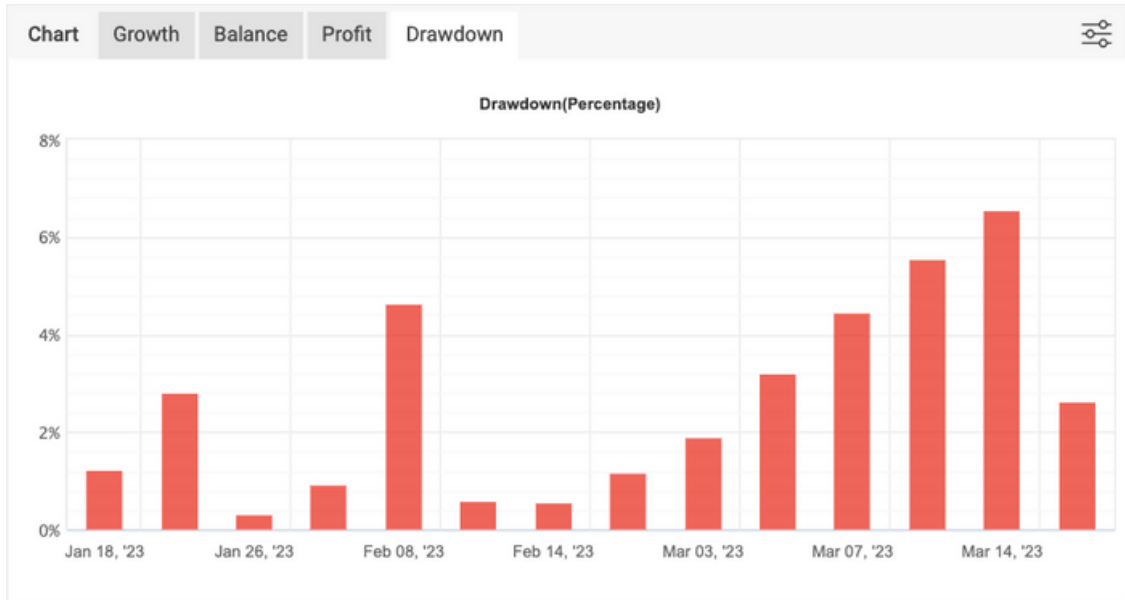
<https://www.myfxbook.com/members/joe00/joe/10021032>



1ST CASE STUDY



1ST CASE STUDY



Advanced Statistics	Trades	Summary	Hourly	Daily	Risk of Ruin	Duration	MAE/MFE		
Trades:		74	Longs Won:			(9/39) 23%	Profit Factor:		1.99
Profitability:			Shorts Won:			(23/35) 65%	Standard Deviation:		\$10.909
Pips:		204.6	Best Trade (\$):			(Feb 09) 46.50	Sharpe Ratio		0.24
Average Win:		77.39 pips / \$12.55	Worst Trade (\$):			(Feb 09) -22.50	Z-Score (Probability):		-5.44 (99.99%)
Average Loss:		-54.09 pips / -\$4.79	Best Trade (Pips):			(Mar 23) 181.5	Expectancy		2.8 Pips / \$2.71
Lots :		1.95	Worst Trade (Pips):			(Mar 07) -441.0	AHPR:		0.25%
Commissions:		-\$11.70	Avg. Trade Length:			18h 57m	GHPR:		0.25%

How many trades were won?
 Won 32 out of 74 trades, which represents 43%.
 Lost 42 out of 74 trades, which represents 57%.

Advanced S	Trades	Summary	Hourly	Daily	Risk of Ruin	Duration	MAE/MFE		
Trades:		74	Longs Won:			(9/39) 23%	Profit Factor:		1.99
Profitability:			Shorts Won:			(23/35) 65%	Standard Deviation:		\$10.909
Pips:		204.6	Best Trade (\$):			(Feb 09) 46.50	Sharpe Ratio		0.24
Average Win:		77.39 pips / \$12.55	Worst Trade (\$):			(Feb 09) -22.50	Z-Score (Probability):		-5.44 (99.99%)
Average Loss:		-54.09 pips / -\$4.79	Best Trade (Pips):			(Mar 23) 181.5	Expectancy		2.8 Pips / \$2.71
Lots :		1.95	Worst Trade (Pips):			(Mar 07) -441.0	AHPR:		0.25%
Commissions:		-\$11.70	Avg. Trade Length:			18h 57m	GHPR:		0.25%

2ND CASE STUDY

\$100,000 account size.



A/C No: 228013

Name:  MAM Master 7

2020 November 30, 23:59

Closed Transactions:

Ticket	Open Time	Type	Size	Item	Price	S/L	T/P	Close Time	Price	Commission	R/O Swap	Trade P/L
36667892	2020.11.03 04:37:55	balance		wd from sub. #228014								-546.66
36667895	2020.11.03 04:38:09	balance		wd from sub. #228015								-277.89
36667899	2020.11.03 04:38:23	balance		wd from sub. #228016								-191.57
36667902	2020.11.03 04:38:37	balance		wd from sub. #228017								-80.59
36668843	2020.11.03 08:55:17	sell	20.00	usdchf	0.917862	0.00000	0.91640	2020.11.03 10:42:34	0.917025	0.00	0.00	1 825.43
36702316	2020.11.10 09:40:19	buy	10.41	cadjpy	80.755	80.764	81.744	2020.11.10 22:51:19	80.763535	0.00	0.00	84.38
36703863	2020.11.10 14:33:00	buy	6.50	cadjpy	80.743	80.764	81.428	2020.11.10 22:51:19	80.763857	0.00	0.00	128.77
36703985	2020.11.10 14:56:11	buy limit	6.50	cadjpy	1.063	0.000	0.000	2020.11.10 14:56:15	80.816			cancelled
36703990	2020.11.11 03:45:14	buy	2.85	audnzd	1.063716	1.06049	1.07992	2020.11.11 04:17:17	1.0605375	0.00	0.00	-622.26
36713731	2020.11.12 14:09:30	sell	2.01	nzdjpy	72.304498	71.964	70.557	2020.11.16 01:50:19	71.965	0.00	-17.36	651.79
36715428	2020.11.12 17:56:32	buy limit	6.51	eurusd	1.17785	1.17588	0.00000	2020.11.13 11:40:29	1.18108			cancelled
36717926	2020.11.13 10:52:34	sell	7.60	cadjpy	79.945329	80.095	78.873	2020.11.16 10:49:22	79.774684	0.00	-30.80	1 241.85
36718610	2020.11.13 13:51:29	buy	7.00	eurusd	1.18165	1.18134	1.18787	2020.11.13 18:37:18	1.18181	0.00	0.00	112.00

2ND CASE STUDY

36718610	2020.11.13 13:51:29	buy	7.00	eurusd	1.18165	1.18134	1.18787	2020.11.13 18:37:18	1.18181	0.00	0.00	112.00
36718906	2020.11.13 14:35:31	buy	5.01	eurusd	1.181638	1.18134	1.18787	2020.11.13 18:37:13	1.18182	0.00	0.00	91.18
36720453	2020.11.13 19:46:58	buy	12.50	eurusd	1.1829392	1.18437	1.18829	2020.11.16 10:47:50	1.1865088	0.00	-117.62	4 461.99
36724366	2020.11.16 15:06:22	buy	0.81	gbpau	1.80610	1.79872	1.85057	2020.11.18 19:20:23	1.81384	0.00	-7.99	459.27
36724444	2020.11.16 15:18:31	sell	4.01	nzdjpy	72.046	72.037	70.700	2020.11.18 10:26:29	72.000	0.00	-24.81	177.49
36724507	2020.11.16 15:23:40	sell	3.50	cadjpy	80.205714	79.966	78.957	2020.11.20 07:05:33	79.469	0.00	-48.72	2 483.35
36724552	2020.11.16 15:29:09	sell	2.30	nzdusd	0.68673	0.69149	0.67438	2020.11.17 02:30:25	0.69148	0.00	-8.58	-1 092.50
36725441	2020.11.16 17:17:00	sell	2.50	nzdjpy	71.999	72.037	0.000	2020.11.18 10:25:31	71.995	0.00	-15.48	9.62
36728545	2020.11.17 13:36:02	sell	2.85	eurusd	1.1881535	1.19197	0.00000	2020.11.17 15:32:02	1.18845	0.00	0.00	-84.50
36729510	2020.11.17 16:00:52	sell	2.85	eurusd	1.18822	1.19202	0.00000	2020.11.18 11:09:57	1.18879	0.00	2.85	-162.45
36730410	2020.11.17 18:06:30	sell limit	2.85	nzdjpy	71.853	0.000	0.000	2020.11.17 18:06:46	71.770			cancelled
36730414	2020.11.17 21:24:30	sell	3.30	nzdjpy	71.854	72.000	70.700	2020.11.18 10:25:13	71.998	0.00	-6.12	-457.19
36732988	2020.11.18 20:09:51	sell	4.30	nzdjpy	72.051	72.117	0.000	2020.11.20 07:05:29	71.926	0.00	-31.98	517.66
36733044	2020.11.18 10:57:13	buy limit	1.51	gbpau	1.80801	1.80183	0.00000	2020.11.18 19:24:08	1.81348			cancelled
36735818	2020.11.18 19:23:54	buy limit	2.50	gbpau	1.80801	1.80186	1.84923	2020.11.20 07:05:41	1.82066			cancelled
36739448	2020.11.19 12:44:11	buy	10.01	eurusd	1.182614	1.18199	1.18395	2020.11.19 13:46:35	1.183641	0.00	0.00	1 028.02
36739639	2020.11.19 13:01:41	buy	10.01	eurusd	1.182684	1.18232	1.18359	2020.11.19 13:05:37	1.18233	0.00	0.00	-354.37
36739703	2020.11.19 13:07:54	buy	7.51	eurusd	1.18286	1.18199	0.00000	2020.11.19 13:46:38	1.18365	0.00	0.00	593.29
36740003	2020.11.19 14:54:35	sell	12.50	eurusd	1.1840408	1.18522	0.00000	2020.11.19 20:04:41	1.18490	0.00	0.00	-1 074.00
36740218	2020.11.19 14:45:52	sell	7.00	eurusd	1.1832914	1.18522	0.00000	2020.11.19 20:03:03	1.18491	0.00	0.00	-1 133.00

2ND CASE STUDY

36740251	2020.11.19 14:47:58	buy	4.00	usdcad	1.31015	1.30770	0.00000	2020.11.19 17:40:16	1.30761	0.00	0.00	-777.00
36755965	2020.11.24 10:59:55	sell	3.00	eurusd	1.18733	1.19057	0.00000	2020.11.24 22:50:42	1.18893	0.00	0.00	-480.00
36758300	2020.11.24 15:51:17	sell	2.00	eurusd	1.18677	1.18938	1.18009	2020.11.24 22:50:40	1.188925	0.00	0.00	-431.00
36759085	2020.11.24 16:58:41	sell	8.00	eurusd	1.186405	1.18938	1.18012	2020.11.24 22:50:37	1.18893	0.00	0.00	-2 020.00
36763893	2020.11.25 15:32:10	sell	8.82	eurusd	1.1913568	1.19298	1.18414	2020.11.25 16:51:47	1.191406	0.00	0.00	-43.42
36764883	2020.11.25 17:19:14	sell	10.01	eurusd	1.19018	1.19071	1.18433	2020.11.25 17:33:30	1.19071	0.00	0.00	-530.53
36769684	2020.11.26 18:15:27	buy limit	1.44	gbpau	1.80850	1.79876	0.00000	2020.11.27 08:22:33	1.81250			cancelled
36774887	2020.11.30 02:53:06	buy	3.51	gbpau	1.8015572	1.79820	1.80966	2020.11.30 09:15:00	1.8095357	0.00	0.00	2 066.47
36776628	2020.11.30 09:48:12	sell	10.00	eurusd	1.196561	1.19764	1.19496	2020.11.30 10:28:18	1.197644	0.00	0.00	-1 083.00
36776974	2020.11.30 10:10:41	sell	4.50	cadjpy	80.147556	80.373	79.227	2020.11.30 11:08:02	80.375	0.00	0.00	-981.00
36777032	2020.11.30 10:21:50	sell limit	4.50	gbpau	1.80827	1.81362	0.00000	2020.11.30 13:30:57	1.80728			cancelled
36778512	2020.11.30 12:45:32	buy limit	9.50	cadjpy	80.067	79.928	0.000	2020.11.30 18:08:27	80.342			cancelled
36778725	2020.11.30 13:30:52	sell	3.00	gbpau	1.807205	1.81615	0.00000	2020.11.30 18:08:17	1.8144767	0.00	0.00	-1 604.68
36779164	2020.11.30 15:04:31	buy	4.00	gbpusd	1.33290	1.33183	1.33977	2020.11.30 17:45:48	1.3328188	0.00	0.00	-32.50
36779198	2020.11.30 15:06:40	buy	7.50	eurusd	1.19764	1.19729	1.20101	2020.11.30 17:45:25	1.19746	0.00	0.00	-135.00
36779250	2020.11.30 15:10:23	buy	6.00	eurusd	1.19788	1.19729	1.20101	2020.11.30 17:29:18	1.1998217	0.00	0.00	1 165.00
										0.00	-306.61	3 999.16
Deposit/Withdrawal: -1 096.71		Credit Facility: 0.00		Closed Trade P/L:		3 692.55						

2ND CASE STUDY



A/C No: 228013

Name: MAM Master 7

2020 December 4, 23:59

Closed Transactions:

Ticket	Open Time	Type	Lots	Item	Price	S/L	T/P	Close Time	Price	Commission	R/O Swap	Trade P/L
36794307	2020.12.02 15:19:05	buy	8.01	cadjpy	80.785376	80.729	81.474	2020.12.04 17:43:01	81.329312	0.00	-20.90	4 184.84
36794404	2020.12.02 15:22:17	buy	2.51	cadjpy	80.800	80.729	81.474	2020.12.04 17:43:14	81.327	0.00	-6.54	1 270.63
36795317	2020.12.02 16:09:07	buy	4.01	cadjpy	80.828	80.729	81.474	2020.12.04 17:43:20	81.329	0.00	-10.46	1 929.76
36797241	2020.12.03 00:45:16	buy	8.01	cadjpy	80.867875	80.729	81.474	2020.12.04 17:43:11	81.326312	0.00	-5.25	3 527.32
36803359	2020.12.03 17:01:50	buy	4.01	cadjpy	80.480005	80.729	81.474	2020.12.04 17:43:05	81.326247	0.00	-2.62	3 259.66
36805400	2020.12.04 11:49:27	sell	3.65	audnzd	1.05362	1.05628	0.00000	2020.12.04 14:11:22	1.0533132	0.00	0.00	78.92
36806431	2020.12.04 03:15:44	buy	3.30	cadjpy	80.700	80.729	81.474	2020.12.04 17:43:17	81.330	0.00	0.00	1 996.96
36806600	2020.12.04 04:16:53	buy	4.51	cadjpy	80.709557	80.729	81.474	2020.12.04 17:43:08	81.326554	0.00	0.00	2 672.97
36808055	2020.12.04 09:46:06	buy	15.00	cadjpy	80.7822	80.766	0.000	2020.12.04 15:30:09	80.759167	0.00	0.00	-332.64
36808708	2020.12.04 10:38:41	buy	10.00	cadjpy	80.844	80.782	0.000	2020.12.04 15:30:08	80.76925	0.00	0.00	-719.63
36810374	2020.12.04 15:49:48	buy	15.01	cadjpy	81.068833	0.000	81.474	2020.12.04 17:42:52	81.323733	0.00	0.00	3 675.03
											-45.77	21 543.82

Deposit/Withdrawal: 0.00

Credit Facility: 0.00

Closed Trade P/L:

21 498.05

Open Trades:

Ticket	Open Time	Type	Lots	Item	Price	S/L	T/P	Price	Commission	R/O Swap	Trade P/L	
No transactions												
										0.00	0.00	0.00
Floating P/L:											0.00	

Working Orders:

Ticket	Open Time	Type	Lots	Item	Price	S/L	T/P	Market Price
No transactions								

A/C Summary:

Previous Ledger Balance:	111 680.84	Floating P/L:	0.00
Closed Trade P/L:	21 498.05	Total Credit Facility:	0.00
Deposit/Withdrawal:	0.00	Equity:	133 178.89
Balance:	133 178.89	Margin Requirement:	0.00
		Available Margin:	133 178.89

FUND NOW

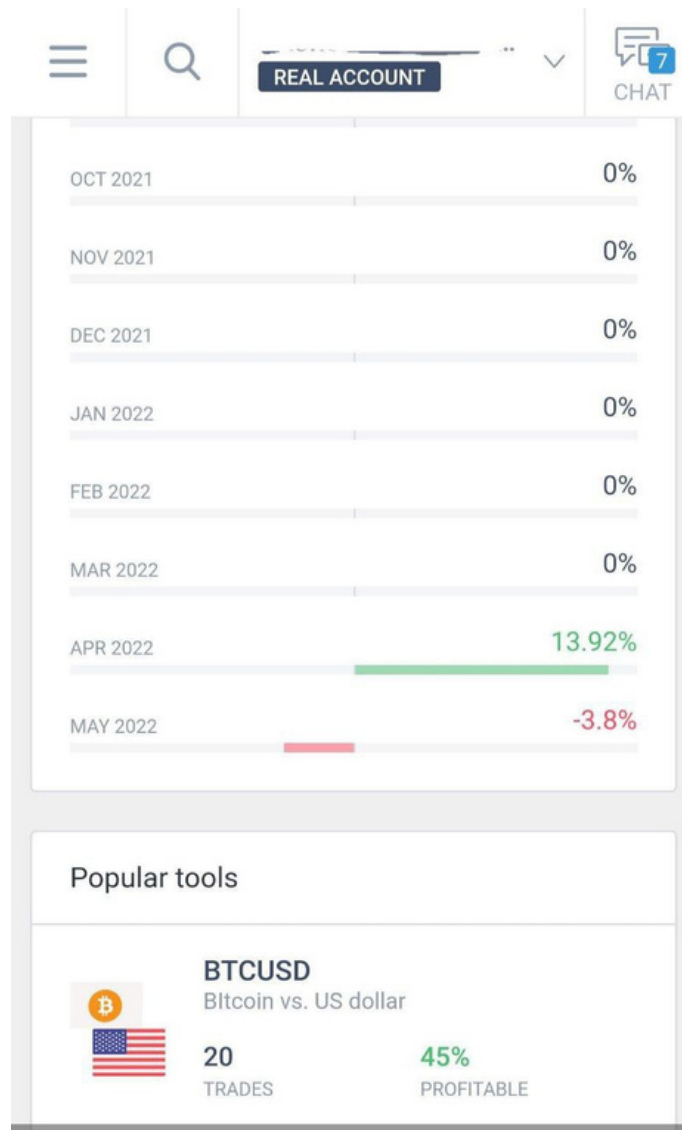
Please report to us within 24 hours if this statement is incorrect. Otherwise this statements will be considered to be confirmed by you.

Kind regards,

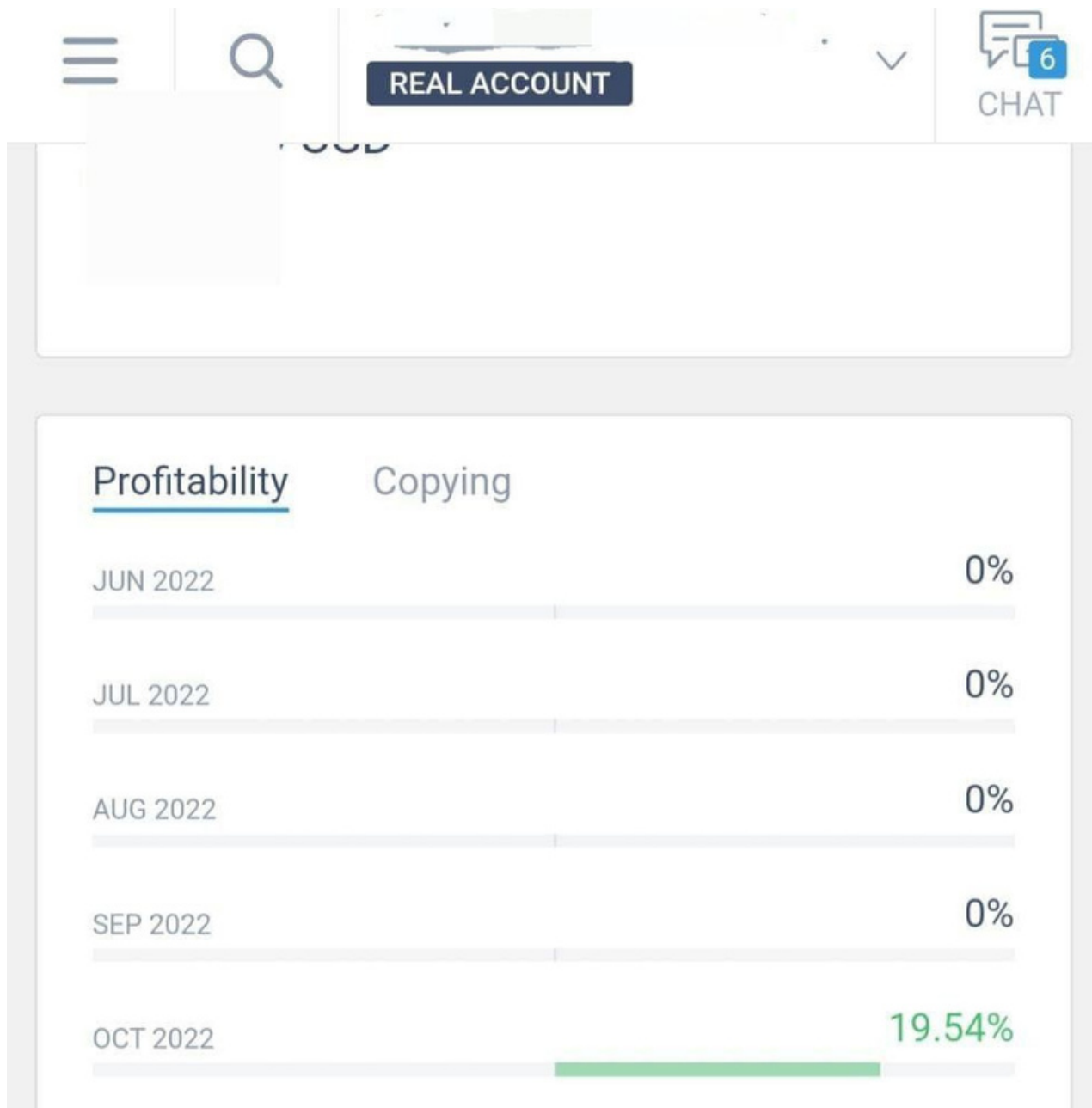
3RD CASE STUDY

EXCLUSIVES - These are exclusives of a client account Joe has been handling since 2022, and the last 3-months (June, July, August - 2023) were also added.

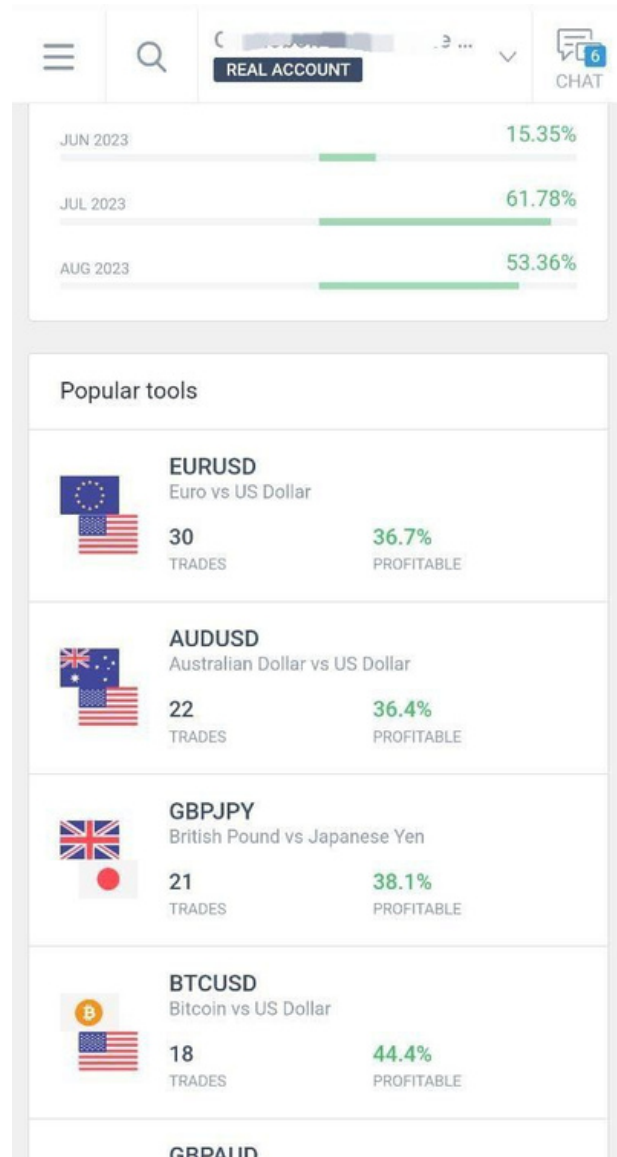
Whilst these are insane possibilities in the marketplace, Joe maintains a conservative approach and occasionally can promise these results.



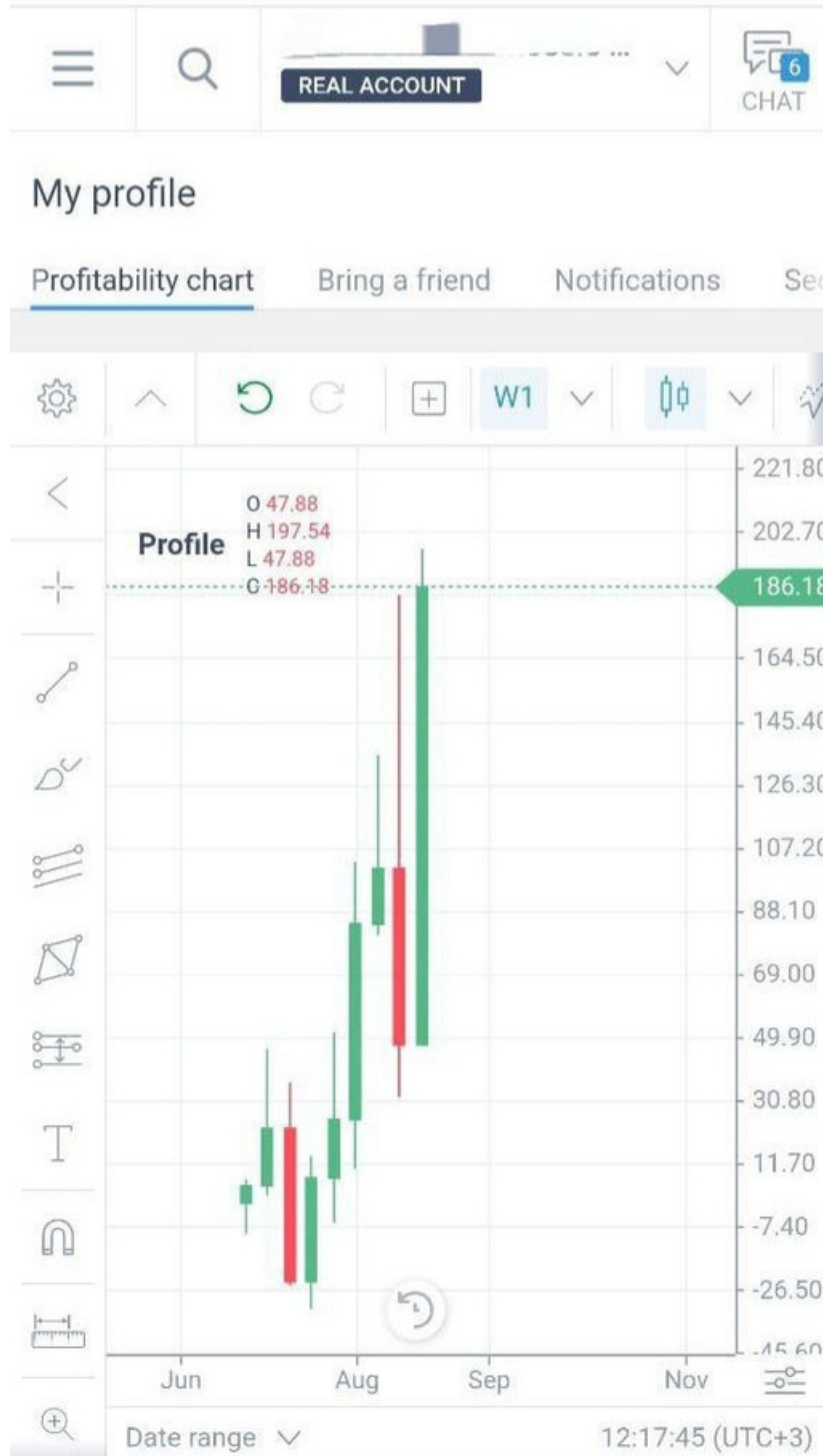
3RD CASE STUDY



3RD CASE STUDY



3RD CASE STUDY



CONCLUSION

We believe that this track records gives you insight into Joe's ability as a skillful and experienced trader, with close to a decade of trading experience.

We welcome you to investing your funds with us, and referring us to other clients that will love to grow their funds with us.

For further enquiries, send us a mail here – TeamJoe57@gmail.com

Thank you,

Team Joe.